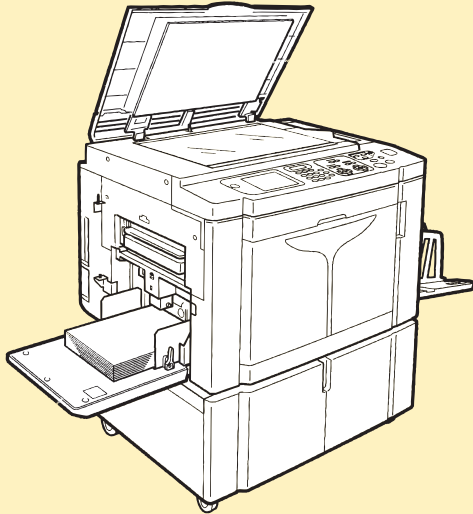


everything you need  
to know about

# Risograph Printing



# What's riso printing?



**48**  
hours











- **2-color** Riso Prints take 48 hours
- Single-sided only
- Add 24 hours for each additional color/side

Similar to screen printing, the Risographic uses single colors to print designs from a master stencil. Great for bold designs, posters, comic art, pretty much anything with a graphic quality to it.\*

*\*If you're looking for photographic quality reproduction, we recommend using our Inkjet or Laser printing services instead.*

# COLORS & PAPERS

## CURRENT COLORS IN STOCK

INK	PANTONE	
Black	Black U	
Blue	3005 U	
Bright Red	185 U	
Yellow	Yellow U	
Purple	275 U	
Orange	021 U	
Green	354 U	
Lime Green	380 U	
Fl. Pink	806 U	
Met. Gold	872 U	

## AVAILABLE PAPERS

### ALL COLORED PAPERS

Standard B&W Text / Cover

### FRENCH PAPERS

Dur-O-Tone Newsprint Text

Dur-O-Tone Aged Newsprint Text

Dur-O-Tone Pack Brown Wrap Text

Construction Pure White Text Text / 80# / 100# Cover

Construction Whitewash Text / 100# Cover

Construction Grout Gray Text / 80# Cover

Speckletone True White Text / 80# / 100# Cover


Speckletone Oatmeal Text / 80# Cover

Poptone Blu Raspberry Text / 80# Cover


Glotone Yellow Light Text / 80# Cover

## SETTING UP YOUR FILE

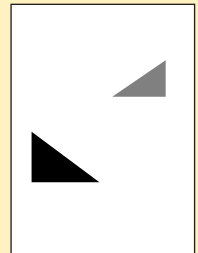
Artwork should be submitted as individual greyscale PDFs, one for each color, along with a PDF that illustrates how you want it to look. 100% density for any color should be rich black (C 100, M 100, Y 100, K 100). Anything less than that should be an opacity of rich black. This applies whether you are designing in Illustrator, InDesign, or Photoshop.



blue.pdf

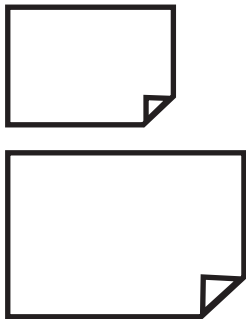


orange.pdf



green.pdf

## PAGE SIZES & MARGINS

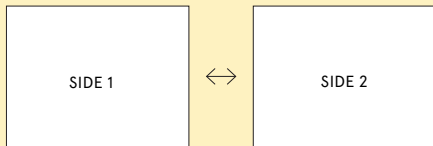


Page sizes come in  
**8.5 x 11"** and **11 x 17"**.



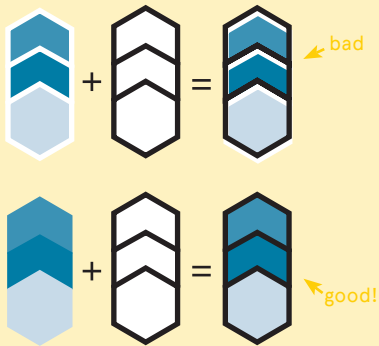
Riso printers cannot print full  
bleed. Please allow for an **3/8"**  
border in your prints.

## DOUBLE-SIDED




We can print double-sided. However, we highly recommend sticking to **light coverage** on one side. Internal rollers can leave marks. Printing double-sided will **increase turnaround times** (an extra 48 hours for 1-2 colors).

## REGISTRATION




Misregistration WILL happen. Keep this in mind when designing your work. Line work printed over solid blocks of color will usually look best.

## INK DENSITY



no



yes!

Riso printers can't print 100% ink density on all edges of the paper. You can print approximately 75% density on all edges or 100% density on one half of the paper.

**CAUTION:** High ink density areas near the shorter edge of the paper may leave roller marks. These can be erased with a soft rubber eraser.

# Prices

Plate Setup		1 Color .50		2 Colors 1.00		3 Colors 1.50		4 Colors 2.00	
	Copies	8½"x11"	11"x17"	8½"x11"	11"x17"	8½"x11"	11"x17"	8½"x11"	11"x17"
Text Weight	5-20	.53	.70	.60	.80	.83	1.10	.94	1.25
	21-200	.26	.35	.34	.45	.49	.65	.60	.80
	100+	.23	.30	.30	.40	.41	.55	.53	.70
80# Cover	5-20	.64	.85	.71	.95	.94	1.25	1.05	1.40
	21-200	.38	.50	.45	.60	.60	.80	.71	.95
	100+	.34	.45	.41	.55	.53	.70	.64	.85
Over 80# Cover	5-20	.75	1.00	.83	1.10	1.05	1.40	1.16	1.55
	21-200	.49	.65	.56	.75	.71	.95	.83	1.10
	100+	.45	.60	.53	.70	.64	.85	.75	1.00
Customer Supplied	5-20	.38	.50	.45	.60	.68	.90	-	1.05
	21-100	.11	.15	.19	.25	.34	.45	.45	.60
	100+	.08	.10	.15	.20	.26	.35	.38	.50

37 S Wabash  
room 1111  
p: 312 629 9155

e: servicebureau  
@saic.edu

w: crit.artic.edu/  
servicebureau



everything you need  
to know about

# Risograph Printing

